



**BEPRO**

**ALUMINIUM PROFILE PRODUCT CATALOG**



**BEPRO**



# Who We Are?

To meet the demands of the industry, GNS Group of Companies leveraged its 40 years of experience by establishing GNS Profil Alüminyum A.Ş. in 2022, specializing in aluminum profiles and offering professional aluminum solutions. In its pursuit of becoming a global brand, the group founded GNS Europe B.V. in 2023 and launched the "BEPRO" brand in 2024.

Our integrated facilities, situated in the Ergene and Kapaklı districts of Tekirdağ, span a total area of 35,000 m<sup>2</sup>, with 29,000 m<sup>2</sup> of enclosed space, and provide innovative solutions using advanced technology machinery and a highly skilled team of 150 professionals.

In our profile factory, we produce profiles using our 5-inch, 7-inch, and 9-inch extrusion lines.

## Our Mission

To deliver the ideal balance of quality and price, while providing exceptional service, ensuring we remain the preferred profile supplier for our customers.

## Our Vision

To contribute sustainably to our country's employment and production through collaboration with our customers.

To leave a clean and livable world for future generations by utilizing advanced production technologies.

To be a pioneering force in our sector and establish a valuable brand presence in the international market.



## Phone

+90 850 380 01 59

## Mail

info@bepro.com.tr  
info@gnsprofil.com  
bepro.com.tr  
gnsprofil.com

## Headquarters Adress

Ataköy  
7-8-9-10. Kısım Mahallesi  
Nilüfer Sk, A5 Blok, No:4DB 34140  
Bakırköy / İstanbul



## Professional Staff

We provide our services professionally with our expert teams and high-tech equipment, possessing advanced capabilities.



## Our Value

Honesty and integrity are our priority values at all times and under all conditions.

## Factory Adress 1

GNS PROFIL  
Kapaklı OSB 104. Cad. No.  
No:15/1  
Kapaklı / Tekirdağ

## Factory Adress 2

GNS PROFIL  
Velimeşe OSB Mah. 227 Sk.  
No: 15/1  
Ergene / Tekirdağ




## Quality

We prioritize the satisfaction of our customers at the highest level, and we strive to produce services and solutions that meet their expectations at a high level of quality.



## On Time Delivery

We fulfill the commitments we take in a successful manner within the promised time.



# CONTENTS

09

**Veranda Series Profiles**

17

**BQB Veranda Series Profiles**

25

**Standard Sliding Series Profiles**

33

**Diamond Sliding Series Profiles**

40

**Standard Profiles**

47

**Garden Fence Series Profiles**

55

**Motorized Bioclimatic Series Profiles**

63

**Manual Bioclimatic Series Profiles**

69

**Celling Curtain Series Profiles**

73

**C60 Series Profiles**

79

**Aldoks Series Profiles**

86

**Sill Profiles**

91

**Handrail Series Profiles**

99

**Glass Balcony Series Profiles**

103

**Pergola Series Profiles**

107

**Accordion Door Series Profiles**

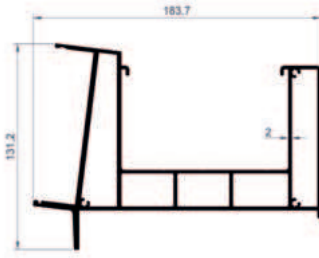


# VERANDA SERIES

 BEPRO







Gutter Profile

Product Code	2001
Weight (kg/m)	5,274



Straight Gutter Profile

Product Code	2002
Weight (kg/m)	1,249




3-Folding Gutter Profile

Product Code	2003
Weight (kg/m)	1,415



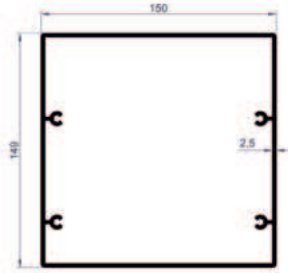
Wall Profile

Product Code	2004
Weight (kg/m)	2,201



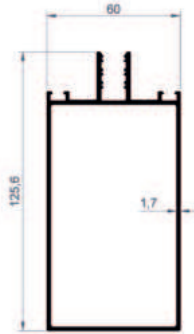
Wall and Gutter Inner Profile

Product Code	2005
Weight (kg/m)	0,580



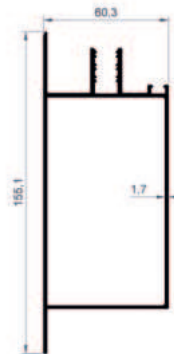
Pillar Profile

Product Code	2006
Weight (kg/m)	4,482



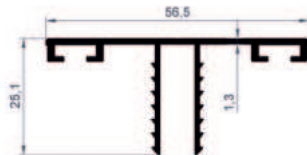
Middle Glass Carrier Profile

Product Code	2007
Weight (kg/m)	1,916



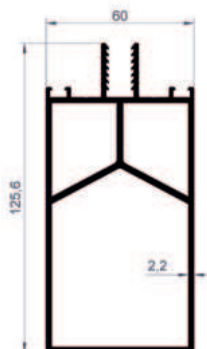
Side Carrier Profile

Product Code	2008
Weight (kg/m)	2,016



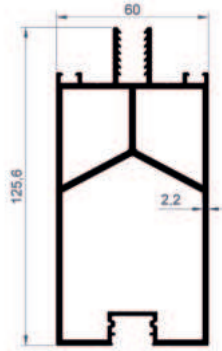
Carrier Compression Cover Profile

Product Code	2009
Weight (kg/m)	0,436



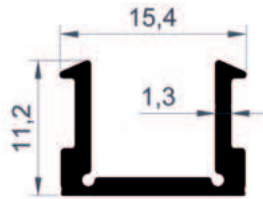
Supported Glass Carrier Profile

Product Code	2010
Weight (kg/m)	2,837



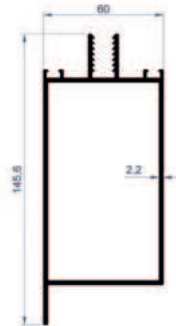
LED-Integrated Glass Carrier Profile

Product Code	2011
Weight (kg/m)	2,913



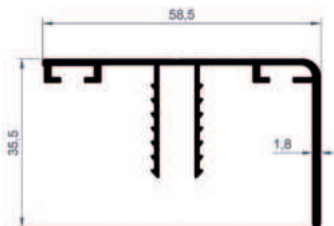
LED-Integrated Glass Cover Profile

Product Code	2012
Weight (kg/m)	0,144



Side Support Profile

Product Code	2013
Weight (kg/m)	2,369




Carrier Side Compression Cover Profile

Product Code	2014
Weight (kg/m)	0,591



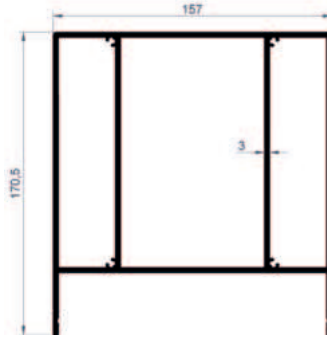
Semi-Oval Gutter Cover Profile

Product Code	2015
Weight (kg/m)	1,542



Middle Support Cover Profile

Product Code	2048
Weight (kg/m)	0,696



Middle Support Profile

Product Code	2049
Weight (kg/m)	7,420



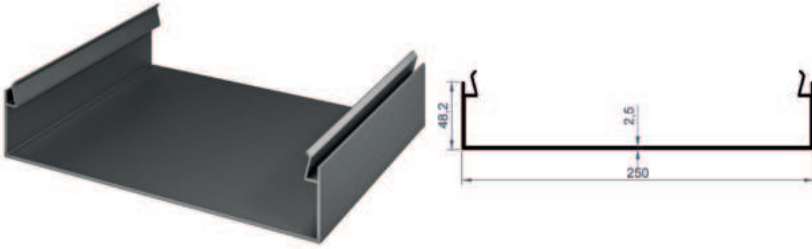
<b>Veranda Series Profiles</b>			
<b>Image</b>	<b>Profile Number</b>	<b>Profile Description</b>	<b>Kg / mt</b>
	2001	Gutter Profile	5,274
	2002	Staight Gutter Profile	1,249
	2003	3-Folding Gutter Profile	1,415
	2004	Wall Profile	2,201
	2005	Wall and Gutter Inner Profile	0,580
	2006	Pillar Profile	4,482
	2007	Middle Glass Carrier Profile	1,916
	2008	Side Carrier Profile	2,016
	2009	Carrier Compression Cover Profile	0,436
	2010	Supported Glass Carrier Profile	2,837
	2011	LED-Integrated Glass Carrier Profile	2,913
	2012	LED-Integrated Glass Cover Profile	0,144
	2013	Side Support Profile	2,369
	2014	Carrier Side Compression Cover Profile	0,591
	2015	Semi-Oval Gutter Cover Profile	1,542
	2048	Middle Support Cover Profile	0,696
	2049	Middle Support Profile	7,420

# BQB VERANDA SERIES










Pillar Cover Profile

Product Code	2020
Weight (kg/m)	2,528



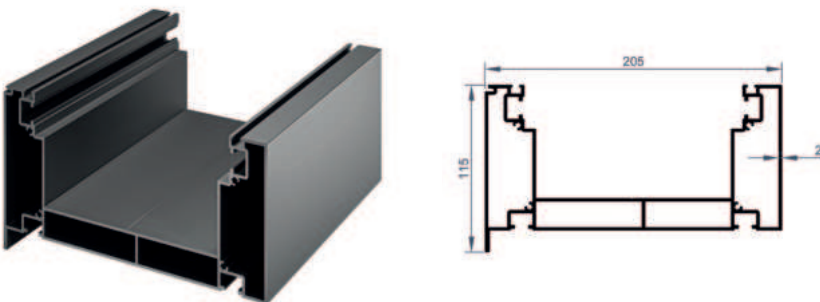
Pillar Profile

Product Code	2021
Weight (kg/m)	5,030



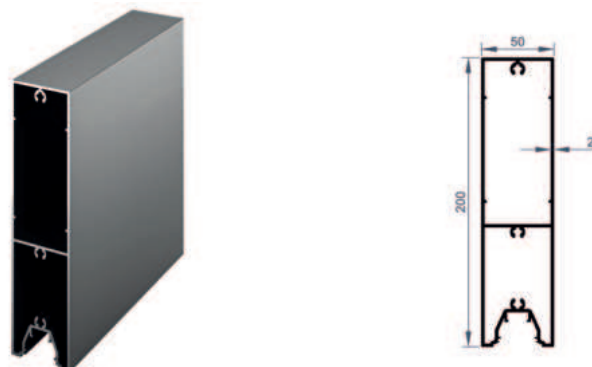
Gutter Pillar Joint Profile

Product Code	2022
Weight (kg/m)	2,913



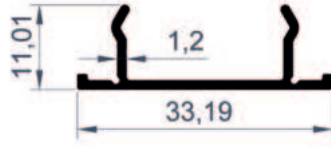

Gutter Profile

Product Code	2023
Weight (kg/m)	5,168




Glass Support Profile

Product Code	2024
Weight (kg/m)	3,501



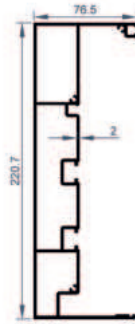
Glass Carrier Pillar Profile

Product Code	2025
Weight (kg/m)	0,176



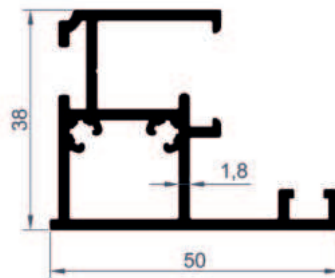
Wall Profile Cover

Product Code	2026
Weight (kg/m)	1,016



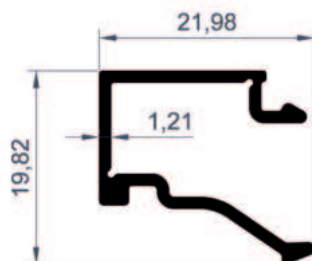
Wall Profile

Product Code	2027
Weight (kg/m)	4,179



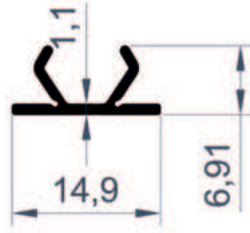
Glass Carrier Pillar Joint Profile

Product Code	2028
Weight (kg/m)	0,848



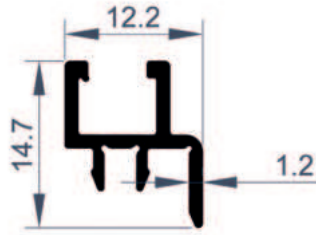

Glass Carrier Pillar Joint Slat Profile

Product Code	2029
Weight (kg/m)	0,203



Gutter and Pillar Cover Profile

Product Code	2030
Weight (kg/m)	0,079



Gutter and Wall Cover Wick Profile

Product Code	2031
Weight (kg/m)	0,117



<b>BQB Veranda Series Profiles</b>			
<b>Image</b>	<b>Profile Number</b>	<b>Profile Description</b>	<b>Kg / mt</b>
	2020	Pillar Cover Profile	2,528
	2021	Pillar Profile	5,030
	2022	Gutter Pillar Joint Profile	2,913
	2023	Gutter Profile	5,168
	2024	Glass Support Profile	3,501
	2025	Glass Carrier Pillar Profile	0,176
	2026	Wall Profile Cover	1,016
	2027	Wall Profile	4,179
	2028	Glass Carrier Pillar Joint Profile	0,848
	2029	Glass Carrier Pillar Joint Slat Profile	0,203
	2030	Gutter and Pillar Cover Profile	0,079
	2031	Gutter and Wall Cover Wick Profile	0,117

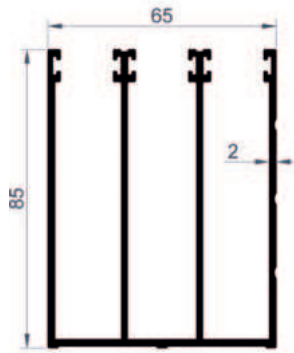


# STANDARD SLIDING SERIES



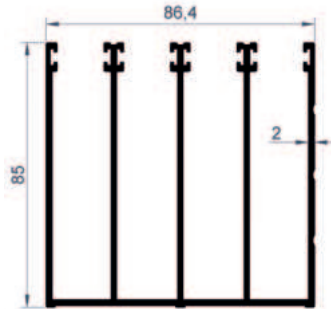






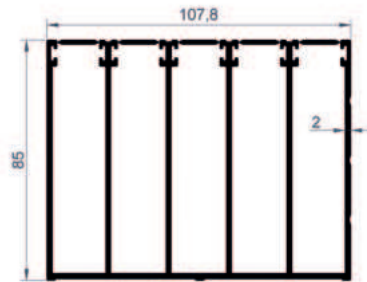

3-Rail Profile

Product Code	2300
Weight (kg/m)	2,209



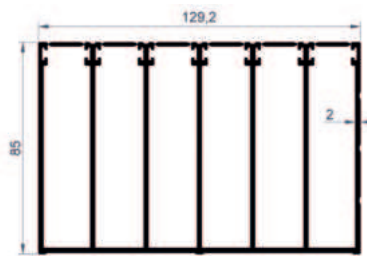

4-Rail Profile

Product Code	2301
Weight (kg/m)	2,789



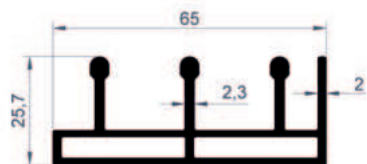

5-Rail Profile

Product Code	2302
Weight (kg/m)	3,661



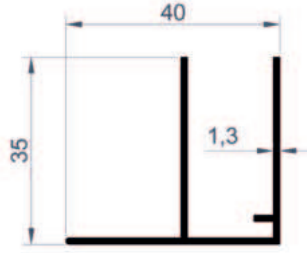
6-Rail Profile

Product Code	2303
Weight (kg/m)	4,298



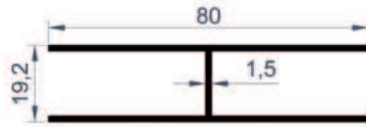

Bottom 3-Rail Profile

Product Code	2304
Weight (kg/m)	1,138



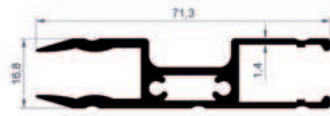
(F) Profile

Product Code	2305
Weight (kg/m)	0,377



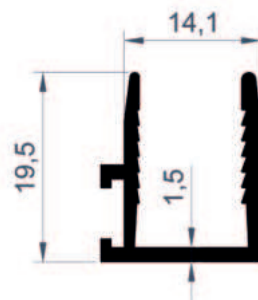
(H) Profile

Product Code	2306
Weight (kg/m)	0,715




Bottom Pedestal Profile

Product Code	2307
Weight (kg/m)	0,916



Side Molding Profile

Product Code	2308
Weight (kg/m)	0,222



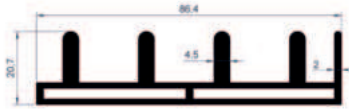

Side Pillar 3-Rail Profile

Product Code	2309
Weight (kg/m)	0,661



Side Pillar 4-Rail Profile

Product Code	2310
Weight (kg/m)	0,756




Bottom 4-Rail Profile

Product Code	2311
Weight (kg/m)	1,558



Side Pillar 5-Rail Profile

Product Code	2312
Weight (kg/m)	0,848




Bottom 5-Rail Profile

Product Code	2313
Weight (kg/m)	1,943



Side Pillar 6-Rail Profile

Product Code	2314
Weight (kg/m)	0,864




Bottom 6-Rail Profile

Product Code	2315
Weight (kg/m)	2,287



Lambiri Profile

Product Code	2316
Weight (kg/m)	1,382



Handle Profile

Product Code	2317
Weight (kg/m)	1,019



Handle Profile

Product Code	2318
Weight (kg/m)	1,111



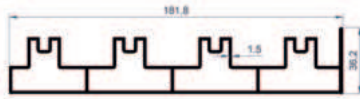

Standard Sliding Series Profiles			
Image	Profile Number	Profile Description	Kg / mt
	2300	3-Rail Profile	2,209
	2301	4-Rail Profile	2,789
	2302	5-Rail Profile	3,661
	2303	6-Rail Profile	4,298
	2304	Bottom 3-Rail Profile	1,138
	2305	(F) Profile	0,377
	2306	(H) Profile	0,715
	2307	Bottom Plinth Profile	0,916
	2308	Side Molding Profile	0,222
	2309	Side Pillar 3-Rail Profile	0,661
	2310	Side Pillar 4-Rail Profile	0,756
	2311	Bottom 4-Rail Profile	1,558
	2312	Side Pillar 5-Rail Profile	0,848
	2313	Bottom 5-Rail Profile	1,943
	2314	Side Pillar 6-Rail Profile	0,864
	2315	Bottom 6-Rail Profile	2,287
	2316	Lambiri Profile	1,382
	2317	Handle Profile	1,019
	2318	Handle Profile	1,111

# DIAMOND SLIDING SERIES











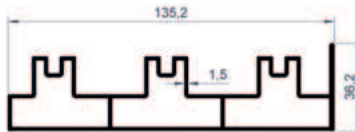

4-Rail Bottom and Top Profile

Product Code	2320
Weight (kg/m)	2,512



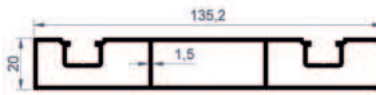

4-Rail Side Pillar Profile

Product Code	2321
Weight (kg/m)	1,889



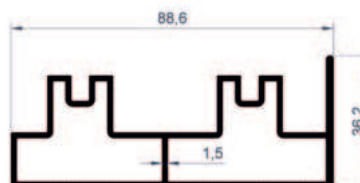

3-Rail Bottom and Top Profile

Product Code	2322
Weight (kg/m)	1,919



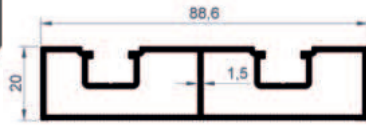

3-Rail Side Pillar Profile

Product Code	2323
Weight (kg/m)	1,523



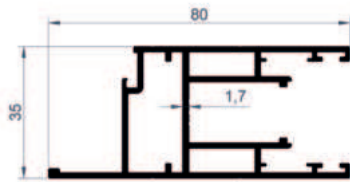

2-Rail Bottom and Top Profile

Product Code	2324
Weight (kg/m)	1,328



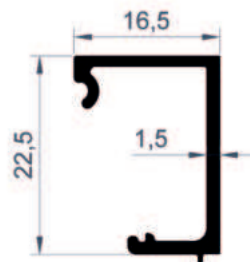
2-Rail Side Pillar Profile

Product Code	2325
Weight (kg/m)	1,087



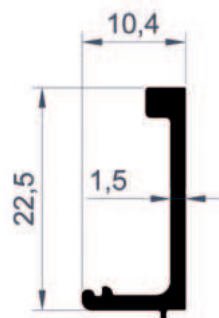
Glass Sash Profile

Product Code	2326
Weight (kg/m)	1,236



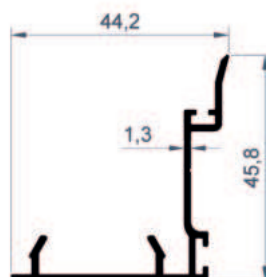
8mm and 10 mm Glazing Bead Profile

Product Code	2327
Weight (kg/m)	0,201



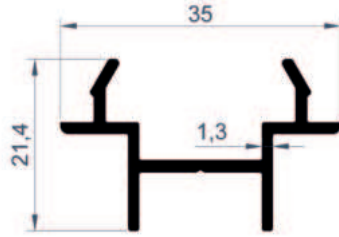

20mm Glazing Bead Profile

Product Code	2328
Weight (kg/m)	0,154



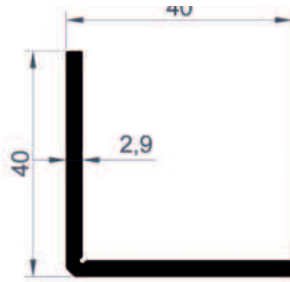
Frame Clamp Profile

Product Code	2329
Weight (kg/m)	0,417




Middle Lock Profile

Product Code	2330
Weight (kg/m)	0,287



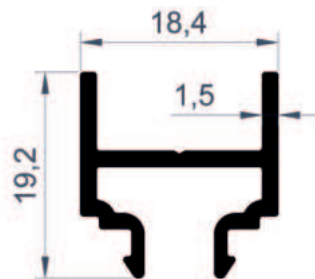
Panel Corner Wedge Profile

Product Code	2331
Weight (kg/m)	0,591



Wheel Rail Profile

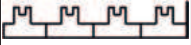



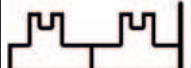









Product Code	2332
Weight (kg/m)	0,130



Profile of the Spagnet Striker

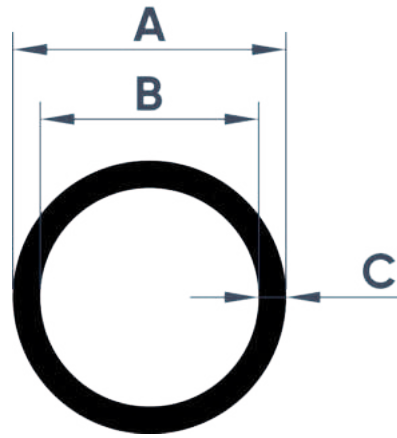
Product Code	2333
Weight (kg/m)	0,241




<b>Diamond Sliding Series Profiles</b>			
<b>Image</b>	<b>Profile Number</b>	<b>Profile Description</b>	<b>Kg / mt</b>
	2320	4-Rail Bottom and Top Profile	2,512
	2321	4-Rail Side Pillar Profile	1,889
	2322	3- Rail Bottom and Top Profile	1,919
	2323	3-Rail Side Pillar Profile	1,523
	2324	2-Rail Bottom and Top Profile	1,328
	2325	2-Rail Side Pillar Profile	1,087
	2326	Glass Panel Profile	1,236
	2327	8mm and 10 mm Glazing Bead Profile	0,201
	2328	20mm Glazing Bead Profile	0,154
	2329	Frame Bead Profile	0,417
	2330	Middle Lock Profile	0,287
	2331	Panel Corner Wedge Profile	0,591
	2332	Wheel Rail Profile	0,130
	2333	Profile of the Spagnet Striker	0,241

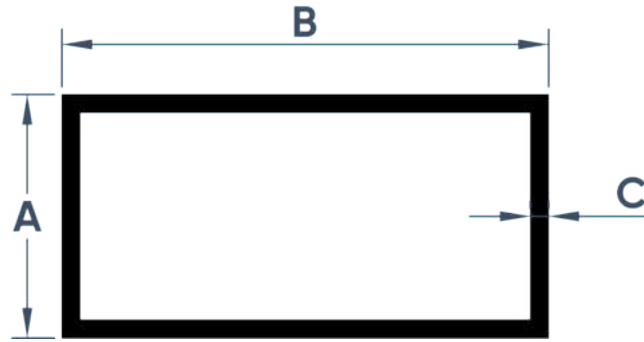
# STANDARD PROFILES






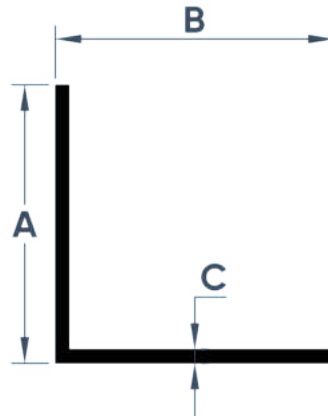
Profile Number	A(mm)	B(mm)	C(mm)	kg/mt
1102	6	4	1	0,044
1103	8	6	1	0,060
1104	10	8	1	0,079
1105	10	7	1,5	0,111
1106	12	9	1,5	0,136
1100	16	14	1	0,132
1108	16	13	1,5	0,187
1109	19	16,6	1,2	0,185
1110	20	18	1	0,163
1111	22	20	1	0,179
1112	25	22,6	1,2	0,244
1113	25	21,4	1,8	0,360
1114	28	26	1	0,230
1115	32	29,6	1,2	0,318
1116	32	29	1,5	0,391
1117	32	28	2	0,513
1118	35	31,6	1,7	0,483
1119	35	31	2	0,564
1120	40	37,4	1,3	0,431
1121	42	38	2	0,683
1100	50	47,4	1,3	0,540
1122	60,1	56,9	1,6	0,799







Profile Number	A(mm)	B(mm)	C(mm)	kg/mt
1005	14	14	1,5	0,204
1006	15	30	1	0,233
1007	16	16	1,4	0,220
1008	17	25	1	0,217
1009	20	40	1,8	0,543
1010	20	20	1,5	0,301
1011	20	60	2	0,824
1012	20	40	1,3	0,404
1013	25	25	1,2	0,309
1014	25	80	1,2	0,666
1015	25	40	1,4	0,475
1016	30	30	1,2	0,374
1017	30	50	2	0,824
1018	30	70	1,5	0,789
1003	40	60	1,2	0,660
1002	40	40	1,1	0,481
2155	40	40	2	0,857
4154	40	80	2	1,257
4155	40	100	2	1,474
1021	50	130	1,4	1,347
1001	50	100	1,8	1,427
1022	60	60	2	1,261
1023	140	60	1,5	1,645






Profile Number	A(mm)	B(mm)	C(mm)	kg/mt
1053	20	20	1,2	0,044
1050	20	40	1,2	0,060
1054	20	50	1,2	0,079
1051	20	60	1,2	0,111
1055	20	80	1,4	0,136
1056	25	25	1,2	0,132
1057	30	30	2	0,187
1058	50	50	1,5	0,185
G10000	399	399	2,85	0,163
1052	40	40	1,2	0,179
1059	40	40	2	0,244






Profile Number	A <sub>(mm)</sub>	kg/mt
1070	8	0,136
1071	10	0,215
1072	16	0,548
1073	20	0,851
1074	25	1,328
1075	30	1,916
1076	35	2,610
1077	40	3,407
1078	45	4,309
1079	50	5,325
1080	55	6,440
1081	59	7,662





Profile Number	A <sub>(mm)</sub>	kg/mt
1090	5	0,068
1091	6	0,095
1092	25	1,696
1093	30	2,440
1094	40	4,336
1095	50	6,775
1096	60	9,756
1097	80	17,344
1098	90	21,951
1099	100	27,100



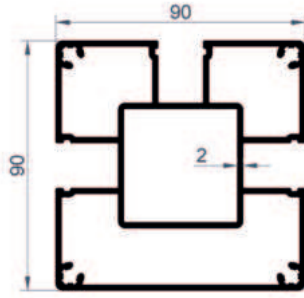


# GARDEN FENCE SERIES

 **BEPRO**








Pillar Profile

Product Code	2144
Weight (kg/m)	3,488




Panel Profile

Product Code	2145
Weight (kg/m)	1,420



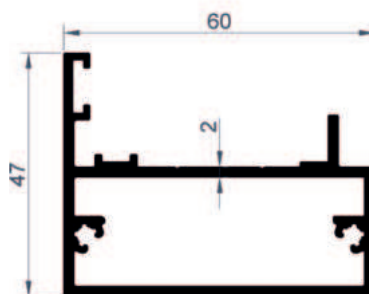

Panel Profile

Product Code	2146
Weight (kg/m)	1,141



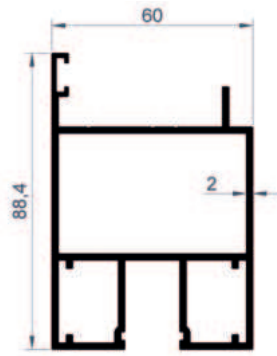
Box Profile

Product Code	2147
Weight (kg/m)	0,442



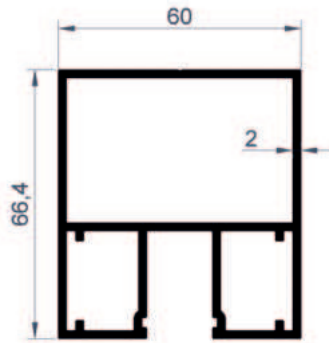
Door Side Frame Pillar Profile

Product Code	2148
Weight (kg/m)	1,236



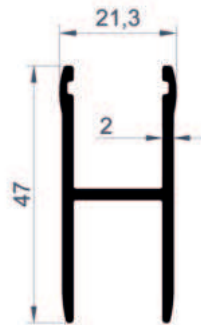
Door Side Frame Profile

Product Code	2149
Weight (kg/m)	2,076



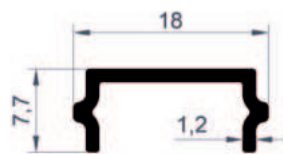

Door Top and Bottom Frame Profile

Product Code	2150
Weight (kg/m)	1,875



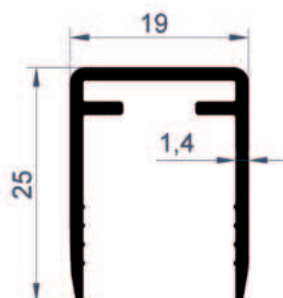
Glass Panel Profile

Product Code	2151
Weight (kg/m)	0,585



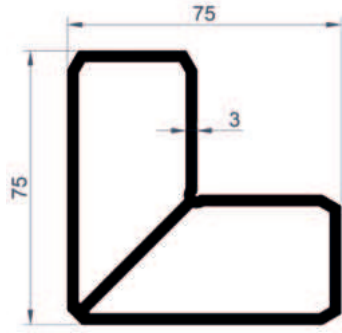

Pillar Cover Profile

Product Code	2152
Weight (kg/m)	0,100



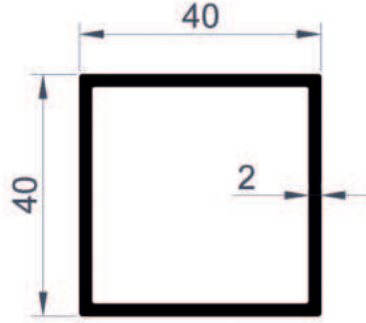

Panel Top Cover Profile

Product Code	2153
Weight (kg/m)	0,263



Door Frame Corner Wedge Profile








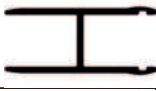




Product Code	2154
Weight (kg/m)	2,607



Box Profile

Product Code	2155
Weight (kg/m)	0,824



<b>Garden Fence Series Profiles</b>			
<b>Image</b>	<b>Profile Number</b>	<b>Profile Description</b>	<b>Kg / mt</b>
	2144	Pillar Profile	3,488
	2145	Panel Profile	1,420
	2146	Panel Profile	1,141
	2147	Box Profile	0,442
	2148	Door Side Frame Pillar Profile	1,236
	2149	Door Side Frame Profile	2,076
	2150	Door Top and Bottom Frame Profile	1,875
	2151	Glass Panel Profile	0,585
	2152	Pillar Cover Profile	0,100
	2153	Panel Top Cover Profile	0,263
	2154	Door Frame Corner Wedge Profile	2,607
	2155	Box Profile	0,824

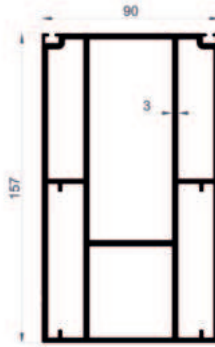


# MOTORIZED BIOCLIMATIC SERIES

 **BEPRO**







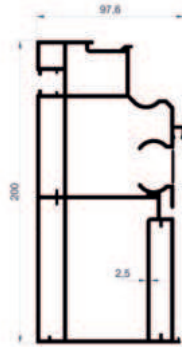
Middle Rail Support Profile

Product Code	2092
Weight (kg/m)	7,003



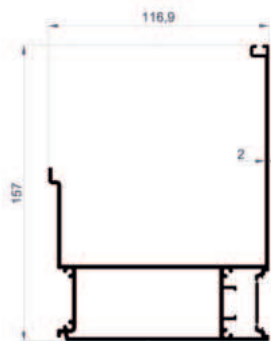
Panel Profile

Product Code	2093
Weight (kg/m)	3,396



Side Rail Profile

Product Code	2094
Weight (kg/m)	7,336



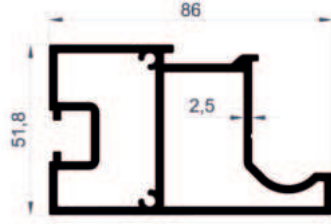

Rail Gutter Joint Profile

Product Code	2095
Weight (kg/m)	2,978



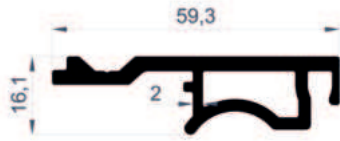

Gutter Joint Profile

Product Code	2096
Weight (kg/m)	2,415



(C) Channel Profile

Product Code	2097
Weight (kg/m)	2,393




Rail and (C) Channel Cover Profile

Product Code	2098
Weight (kg/m)	0,873



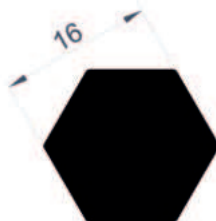

Motor Transfer Hexagonal Shaft Profile 1

Product Code	2099
Weight (kg/m)	1,878



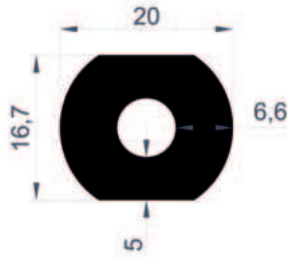
Motor Transfer Hexagonal Shaft Profile 2

Product Code	2100
Weight (kg/m)	0,453



Motor Transfer Hexagonal Shaft Profile 3

Product Code	2101
Weight (kg/m)	0,602




Motor Transfer Hexagonal Shaft Profile 4

Product Code	2103
Weight (kg/m)	0,686



Gutter Top Registration Profile

Product Code	2112
Weight (kg/m)	3,745



Motor Transfer Hexagonal Shaft Profile 5

Product Code	2156
Weight (kg/m)	2,564



2 Module x24 Gear

Product Code	2157
Weight (kg/m)	3,705



2 Module x36 Gear

Product Code	2158
Weight (kg/m)	6,762



Rail Side Closure Profile 1












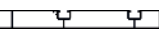





Product Code	2159
Weight (kg/m)	1,797



Rail Side Closure Profile 2

Product Code	2160
Weight (kg/m)	0,930



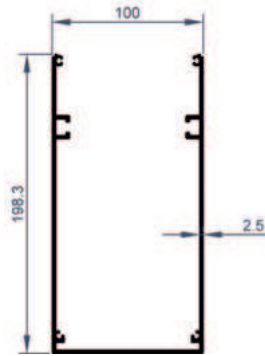
<b>Motorized Bioclimatic Series Profiles</b>			
<b>Image</b>	<b>Profile Number</b>	<b>Profile Description</b>	<b>Kg / mt</b>
	2092	Middle Rail Support Profile	7,003
	2093	Panel Profile	3,396
	2094	Side Rail Profile	7,336
	2095	Rail Gutter Joint Profile	2,978
	2096	Gutter Joint Profile	2,415
	2097	(C) Channel Profile	2,393
	2098	Rail and (C) Channel Cover Profile	0,873
	2099	Motor Transfer Hexagonal Shaft Profile 1	1,878
	2100	Motor Transfer Hexagonal Shaft Profile 2	0,453
	2101	Motor Transfer Hexagonal Shaft Profile 3	0,602
	2103	Motor Transfer Hexagonal Shaft Profile 4	0,686
	2112	Gutter Top Registration Profile	3,745
	2156	Motor Transfer Hexagonal Shaft Profile 5	2,564
	2317	2 Module x24 Gear	3,705
	2158	2 Module x36 Gear	6,762
	2159	Rail Side Closure Profile 1	1,715
	2160	Rail Side Closure Profile	0,930

# MANUAL BIOCLIMATIC SERIES

 **BEPRO**







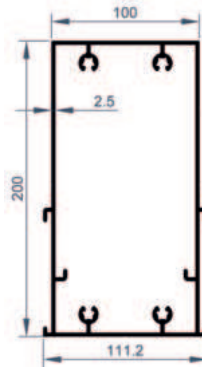
Pillar Profile

Product Code	2104
Weight (kg/m)	3,835



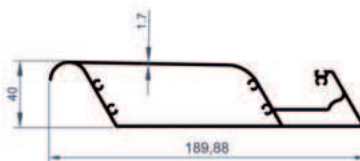

Front and Side Support Profile

Product Code	2105
Weight (kg/m)	5,233



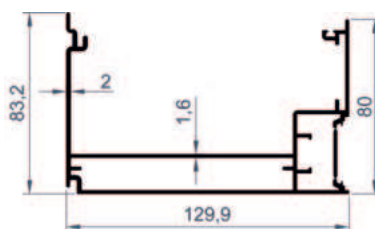
Middle Carrier Profile

Product Code	2106
Weight (kg/m)	5,461



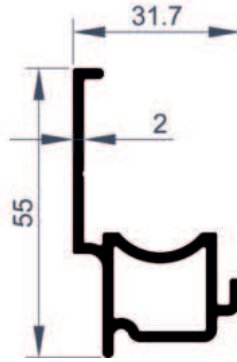
Panel Profile

Product Code	2107
Weight (kg/m)	2,317



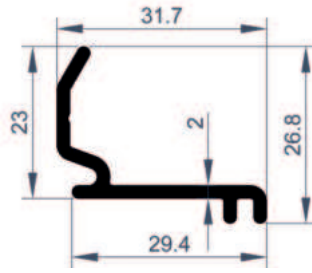

Gutter Profile

Product Code	2108
Weight (kg/m)	2,355



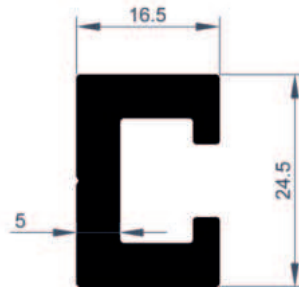
Rail Profile

Product Code	2109
Weight (kg/m)	0,729





Rail Cover Profile

Product Code	2110
Weight (kg/m)	0,331



Panel Upper Connection Profile










Product Code	2111
Weight (kg/m)	0,691



Pillar Lower Anchor Profile

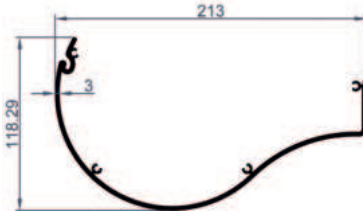
Product Code	2113
Weight (kg/m)	0,501



<b>Manual Bioclimatic Series Profiles</b>			
<b>Image</b>	<b>Profile Number</b>	<b>Profile Description</b>	<b>Kg / mt</b>
	2104	Pillar Profile	3,835
	2105	Front and Side Support Profile	5,233
	2106	Middle Carrier Profile	5,461
	2107	Panel Profile	2,317
	2108	Gutter Profile	2,355
	2109	Rail Profile	0,729
	2110	Rail Cover Profile	0,331
	2111	Panel Upper Connection Profile	0,691
	2113	Pillar Lower Anchor	0,501



# CELLING CURTAIN SERIES

 **BEPRO**



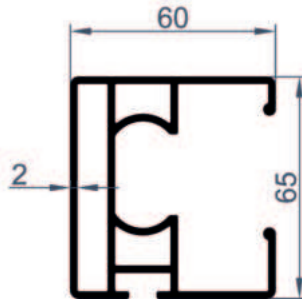

Motor Box Profile

Product Code	2080
Weight (kg/m)	3,133



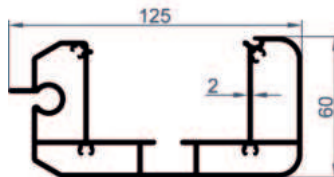
Motor Box Cover Profile

Product Code	2081
Weight (kg/m)	2,412



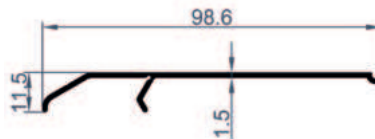

Rail Profile

Product Code	2082
Weight (kg/m)	1,916



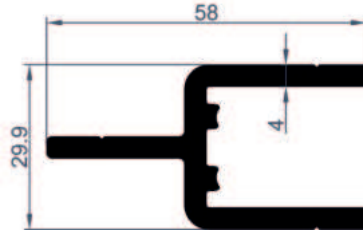
Front Tow Profile

Product Code	2083
Weight (kg/m)	2,873



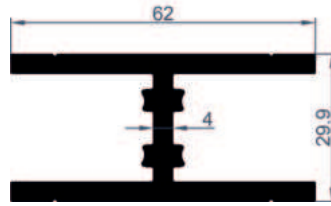
Front Towing Cover Profile

Product Code	2084
Weight (kg/m)	0,463




Single Spring Tensioner Profile

Product Code	2085
Weight (kg/m)	1,247



Dual Spring Tensioner Profile




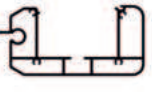




Product Code	2086
Weight (kg/m)	1,677



Pillar Box Profile

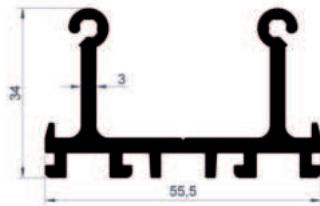
Product Code	2087
Weight (kg/m)	0,840



<b>Ceiling Curtain Series Profiles</b>			
<b>Image</b>	<b>Profile Number</b>	<b>Profile Description</b>	<b>Kg / mt</b>
	2080	Motor Box Profile	3,133
	2081	Motor Box Cover Profile	2,412
	2082	Rail Profile	1,916
	2083	Front Tow Profile	2,873
	2084	Front Towing Cover Profile	0,463
	2085	Single Spring Tensioner Profile	1,247
	2086	Dual Spring Tensioner Profile	1,677
	2087	Pillar Box Profile	0,840

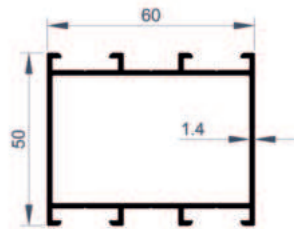
# C60 SERIES






Vertical Connection, Adapter Profile

Product Code	1516
Weight (kg/m)	1,201



Frame and Case Profile

Product Code	1500
Weight (kg/m)	0,959



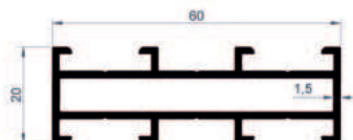
Frame and Case Profile

Product Code	1501
Weight (kg/m)	1,262



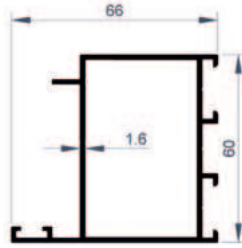

Fixed Sill Profile

Product Code	1502
Weight (kg/m)	1,688



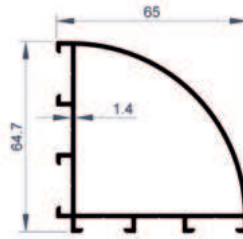

Frame and Case Profile

Product Code	1503
Weight (kg/m)	0,767



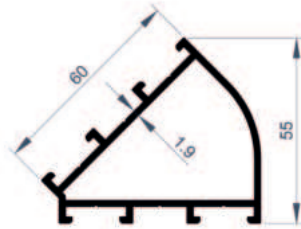

Door Wing Profile

Product Code	1504
Weight (kg/m)	1,098



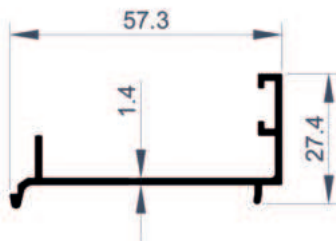
Corner Profile

Product Code	1505
Weight (kg/m)	1,016



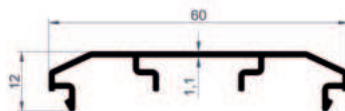

Corner Profile

Product Code	1506
Weight (kg/m)	1,173



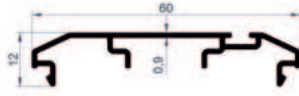

Frame Adapter Profile

Product Code	1507
Weight (kg/m)	0,404




Return Frame Adapter Profile

Product Code	1508
Weight (kg/m)	0,317



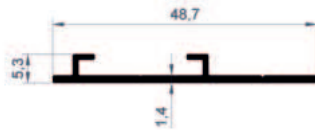
Return Frame Adapter Profile

Product Code	1509
Weight (kg/m)	0,333




Return Frame Adapter Profile

Product Code	1510
Weight (kg/m)	0,478



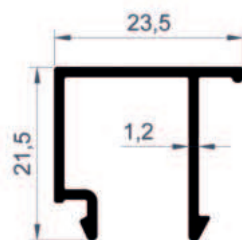
Window Adapter Profile

Product Code	1511
Weight (kg/m)	0,222



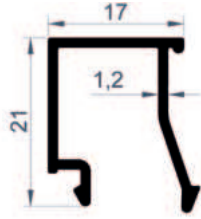
Rod Profile

Product Code	1512
Weight (kg/m)	0,108

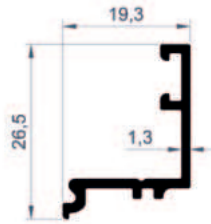


Glass Drip Profile

Product Code	1513
Weight (kg/m)	0,233



Glass Drip Profile	
Product Code	1514
Weight (kg/m)	0,211



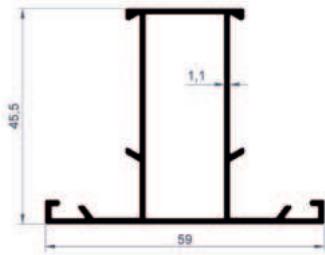
Glass Drip Profile	
Product Code	1515
Weight (kg/m)	0,205



<b>C60 Series Profiles</b>			
<b>Image</b>	<b>Profile Number</b>	<b>Profile Description</b>	<b>Kg / mt</b>
	1516	Vertical Link, Adapter Profile	1,201
	1500	Frame and Case Profile	0,959
	1501	Frame and Case Profile	1,262
	1502	Fixed Sill Profile	1,688
	1503	Frame and Case Profile	0,767
	1504	Door Wing Profile	1,098
	1505	Corner Profile	1,016
	1506	Corner Profile	1,173
	1507	Frame Adapter Profile	0,404
	1508	Return Frame Adapter Profile	0,317
	1509	Return Frame Adapter Profile	0,333
	1510	Return Frame Adapter Profile	0,478
	1511	Window Adapter Profile	0,222
	1512	Rod Profile	0,108
	1513	Glass Drip Profile	0,233
	1514	Glass Drip Profile	0,211
	1515	Glass Drip Profile	0,205

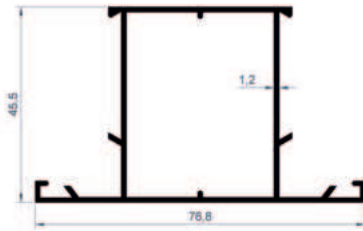
# ALDOKS SERIES





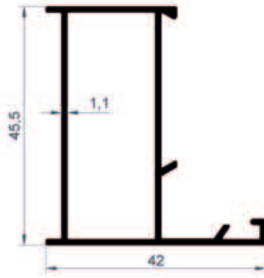
Narrow Intersection Rail Profile

Product Code	1550
Weight (kg/m)	0,607



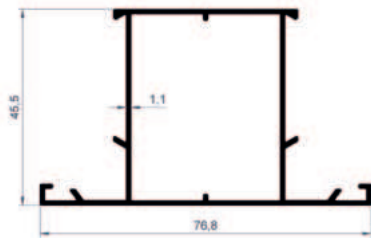
Narrow Intersection Rail Profile

Product Code	1551
Weight (kg/m)	0,759



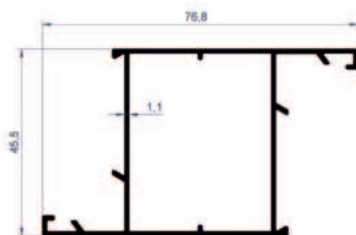
Narrow Frame Profile

Product Code	1552
Weight (kg/m)	0,507



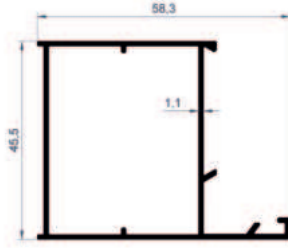

Intersection Rail Profile

Product Code	1553
Weight (kg/m)	0,718



Wide Wing Profile

Product Code	1554
Weight (kg/m)	0,718





Wide Case Profile

Product Code	1555
Weight (kg/m)	0,615



Intersection Rail Profile

Product Code	1556
Weight (kg/m)	1,122



Wide Case Profile

Product Code	1557
Weight (kg/m)	1,087



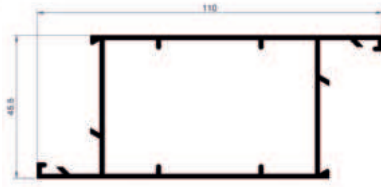
Wide Case Intersection Rail Profile

Product Code	1558
Weight (kg/m)	1,379



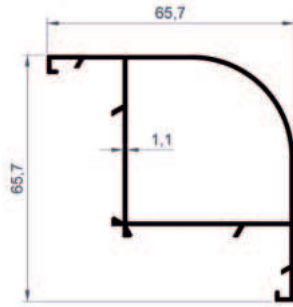
Wide Door Sill Profile

Product Code	1559
Weight (kg/m)	1,285



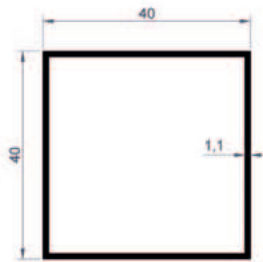
Wide Case Profile

Product Code	1560
Weight (kg/m)	1,176



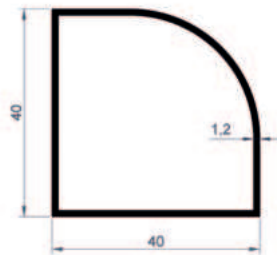

90° Corner Profile

Product Code	1561
Weight (kg/m)	0,718



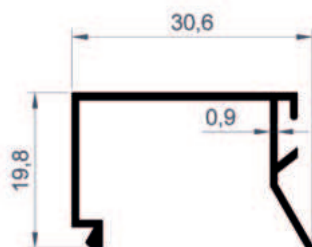

Box Profile

Product Code	1562
Weight (kg/m)	0,463



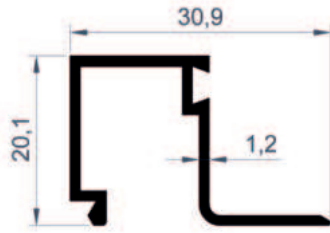
Radius Box Profile

Product Code	1563
Weight (kg/m)	0,472



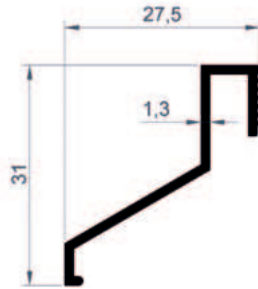
Glass Wick Profile

Product Code	1564
Weight (kg/m)	0,198




Spacer Bars Profile

Product Code	1565
Weight (kg/m)	0,249



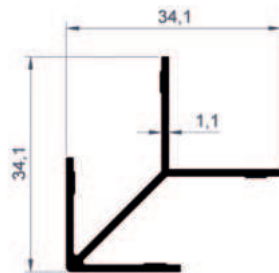
Drip Side Profile

Product Code	1566
Weight (kg/m)	0,211



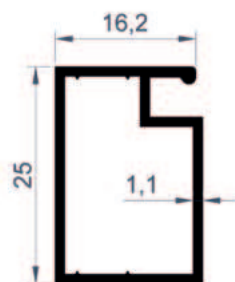
Spagnet Rod Profile

Product Code	1567
Weight (kg/m)	0,106



Spagnet Rod Profile

Product Code	1568
Weight (kg/m)	0,285



Insect Screen Frame Profile

Product Code	1569
Weight (kg/m)	0,257



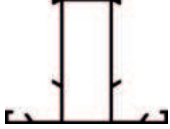






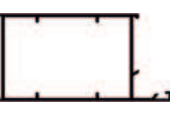



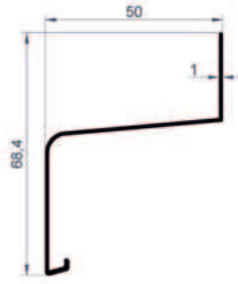
<b>Aldoks Series Profiles</b>			
<b>Image</b>	<b>Profile Number</b>	<b>Profile Description</b>	<b>Kg / mt</b>
	1550	Narrow Intersection Rail Profile	0,607
	1551	Narrow Intersection Rail Profile	0,759
	1552	Narrow Frame Profile	0,507
	1553	Intersection Rail Profile	0,718
	1554	Wide Wing Profile	0,718
	1555	Wide Case Profile	0,615
	1556	Intersection Rail Profile	1,122
	1557	Wide Case Profile	1,087
	1558	Wide Case Intersection Rail Profile	1,379
	1559	Wide Door Sill Profile	1,285



Image	Profile Number	Profile Description	Kg / mt
	1560	Wide Case Profile	1,176
	1561	90° Corner Profile	0,718
	1562	Box Profile	0,463
	1563	Radius Box Profile	0,472
	1564	Glass Wick Profile	0,198
	1565	Spacer Bars Profile	0,249
	1566	Drip Side Profile	0,211
	1567	Spagnet Rod Profile	0,106
	1568	Spagnet Rod Profile	0,285
	1569	Insect Screen Frame Profile	0,257

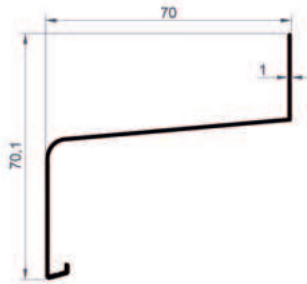

# SILL PROFILES





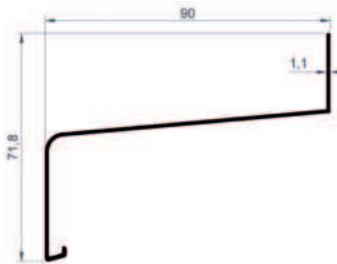

50 mm Windowsill Profile

Product Code	3200
Weight (kg/m)	0,328



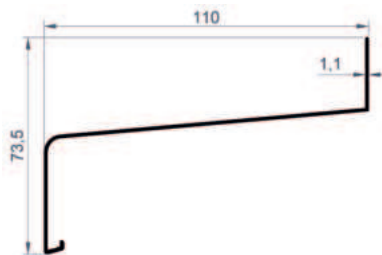

70 mm Windowsill Profile

Product Code	3201
Weight (kg/m)	0,382




90 mm Windowsill Profile

Product Code	3202
Weight (kg/m)	0,477




110 mm Windowsill Profile

Product Code	3203
Weight (kg/m)	0,537



130 mm Windowsill Profile

Product Code	3204
Weight (kg/m)	0,648



150 mm Windowsill Profile

Product Code	3205
Weight (kg/m)	0,740



165 mm Windowsill Profile

Product Code	3206
Weight (kg/m)	0,821



180 mm Windowsill Profile

Product Code	3207
Weight (kg/m)	0,940




195 mm Windowsill Profile

Product Code	3208
Weight (kg/m)	0,997




210 mm Windowsill Profile

Product Code	3209
Weight (kg/m)	1,127




225 mm Windowsill Profile

Product Code	3210
Weight (kg/m)	1,187



240 mm Windowsill Profile














Product Code	3211
Weight (kg/m)	1,327



260 mm Windowsill Profile

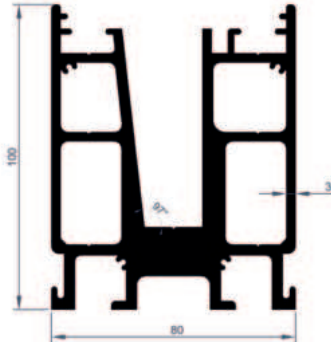
Product Code	3212
Weight (kg/m)	1,501



<b>Sill Profiles</b>			
<b>Image</b>	<b>Profile Number</b>	<b>Profile Description</b>	<b>Kg / mt</b>
	3200	50 mm Windowsill Profile	0,328
	3201	70 mm Windowsill Profile	0,382
	3202	90 mm Windowsill Profile	0,477
	3203	110 mm Windowsill Profile	0,537
	3204	130 mm Windowsill Profile	0,648
	3205	150 mm Windowsill Profile	0,740
	3206	165 mm Windowsill Profile	0,821
	3207	180 mm Windowsill Profile	0,940
	3208	195 mm Windowsill Profile	0,997
	3209	210 mm Windowsill Profile	1,127
	3210	225 mm Windowsill Profile	1,187
	3211	240 mm Windowsill Profile	1,327
	3212	260 mm Windowsill Profile	1,501


# HANDRAIL SERIES





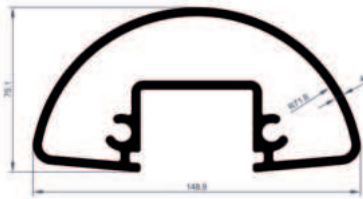
Wedge Bottom Profile

Product Code	4023
Weight (kg/m)	6,545



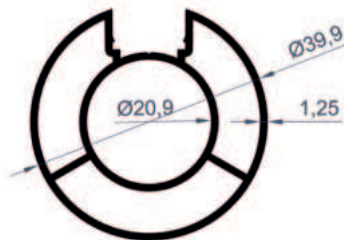
Wedge Bottom Cover Profile

Product Code	4024
Weight (kg/m)	0,648



Wedge Upper Plinth Profile

Product Code	4025
Weight (kg/m)	0,824



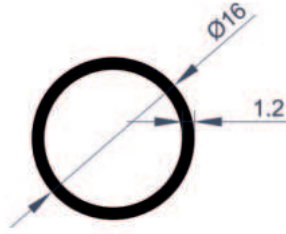
40mm Pillar Profile

Product Code	4100
Weight (kg/m)	0,705



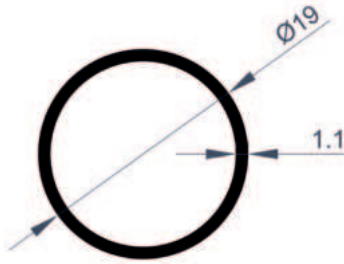
Cover Profile

Product Code	4101
Weight (kg/m)	0,065



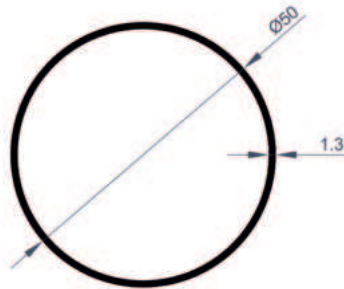

16mm Pipe Profile

Product Code	4102
Weight (kg/m)	0,152



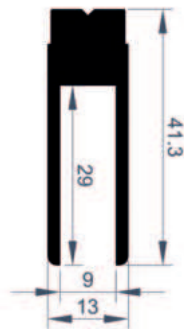
19mm Pipe Profile

Product Code	4103
Weight (kg/m)	0,168



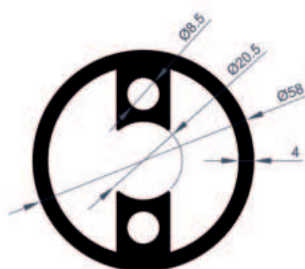
50mm Pipe Profile

Product Code	4104
Weight (kg/m)	0,537



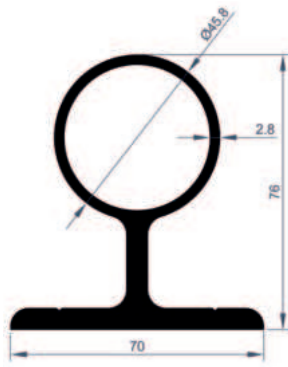
Glass Holder Profile

Product Code	4105
Weight (kg/m)	0,726



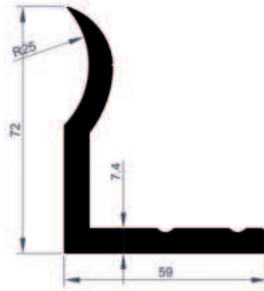

Connector Profile

Product Code	4106
Weight (kg/m)	2,688



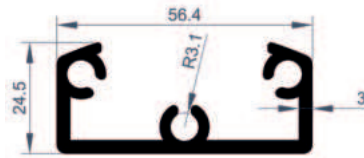
Connector Profile

Product Code	4107
Weight (kg/m)	2,572



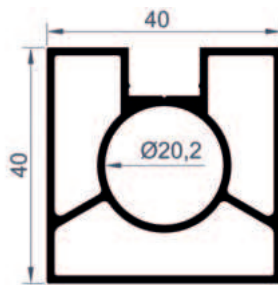

Carrier L Profile

Product Code	4108
Weight (kg/m)	2,374



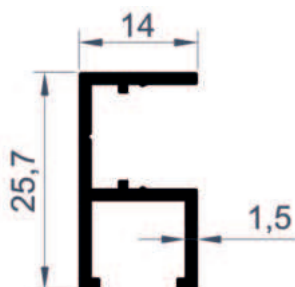
Connector Profile

Product Code	4109
Weight (kg/m)	1,089



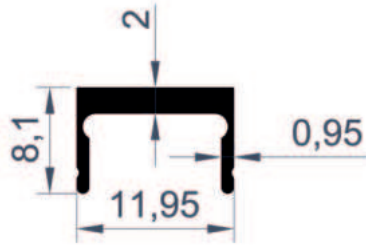

40x40 Square Pillar Profile

Product Code	4110
Weight (kg/m)	0,916



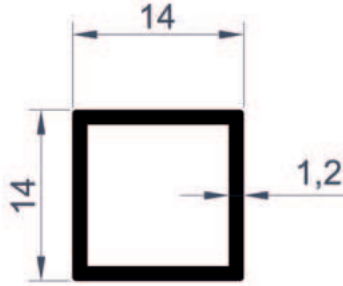
F Profile

Product Code	4111
Weight (kg/m)	0,263



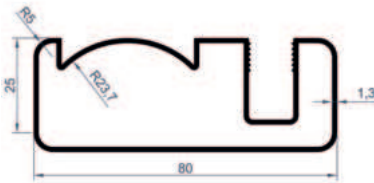

Cover Profile

Product Code	4112
Weight (kg/m)	0,092



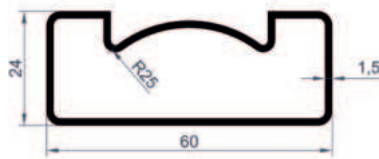

14x14 Box Profile

Product Code	4113
Weight (kg/m)	0,165



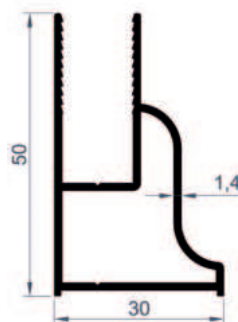

80mm Upper Plinth Profile

Product Code	4114
Weight (kg/m)	0,949



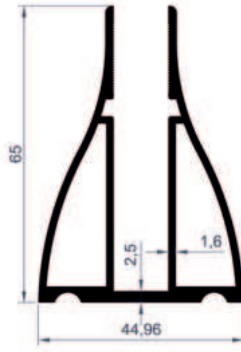
60mm Upper Plinth Profile

Product Code	4115
Weight (kg/m)	0,705



Wedge Bottom Profile

Product Code	4116
Weight (kg/m)	0,607



Wedge Bottom Profile

Product Code	4117
Weight (kg/m)	1,282













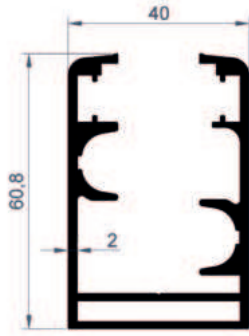

<b>Handrail Series Profiles</b>			
<b>Image</b>	<b>Profile Number</b>	<b>Profile Description</b>	<b>Kg / mt</b>
	4023	Wedge Bottom Profile	6,545
	4024	Wedge Bottom Cover Profile	0,648
	4025	Wedge Upper Plinth Profile	0,824
	4100	40mm Pillar Profile	0,705
	4101	Cover Profile	0,065
	4102	16mm Pipe Profile	0,152
	4103	19mm Pipe Profile	0,168
	4104	50mm Pipe Profile	0,537
	4105	Glass Holder Profile	0,726
	4106	Connector Profile	2,688



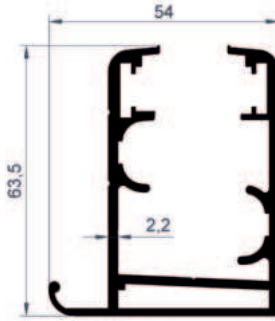
Image	Profile Number	Profile Description	Kg / mt
	4107	Connector Profile	2,572
	4108	Carrier L Profile	2,374
	4109	Connector Profile	1,089
	4110	40x40 Square Pillar Profile	0,916
	4111	F Profile	0,263
	4112	Cover Profile	0,092
	4113	14x14 Box Profile	0,165
	4114	80mm Upper Plinth Profile	0,949
	4115	60mm Upper Plinth Profile	0,705
	4116	Wedge Bottom Profile	0,607
	4117	Wedge Bottom Profile	1,282

# GLASS BALCONY SERIES

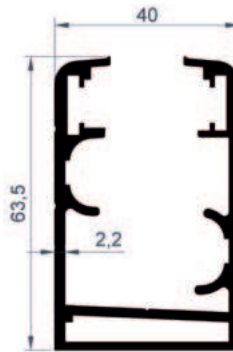
 **BEPRO**



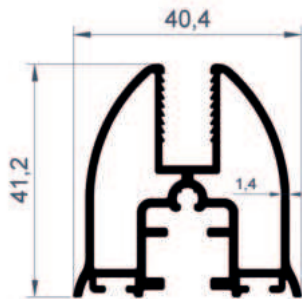
Rail Profile	
Product Code	4118
Weight (kg/m)	1,425



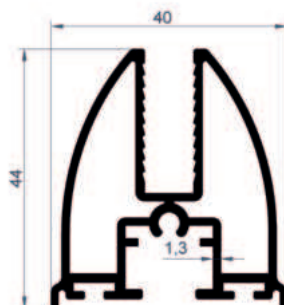
Rail Profile	
Product Code	4119
Weight (kg/m)	1,575



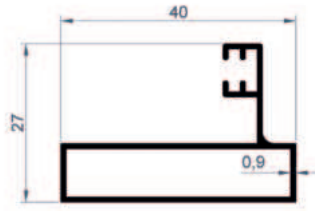
Rail Profile	
Product Code	4120
Weight (kg/m)	1,496



Panel Bottom and Top Profile	
Product Code	4121
Weight (kg/m)	0,916

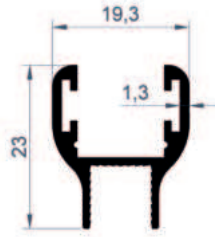


Panel Bottom and Top Profile	
Product Code	4122
Weight (kg/m)	0,883



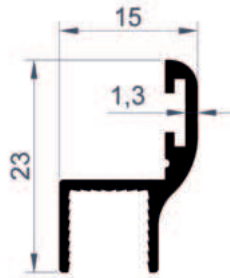
Narrow Side Frame Pillar Profile

Product Code	4123
Weight (kg/m)	0,325



(H) Slat Profile





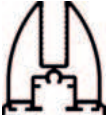
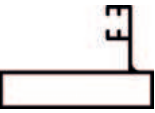


Product Code	4124
Weight (kg/m)	0,257



(L) Slat Profile

Product Code	4125
Weight (kg/m)	0,168

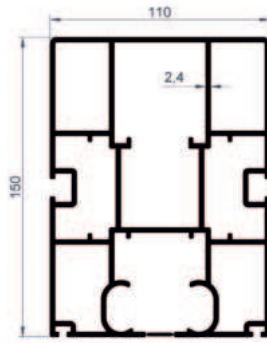


<b>Glass Balcony Series Profiles</b>			
<b>Image</b>	<b>Profile Number</b>	<b>Profile Description</b>	<b>Kg / mt</b>
	4118	Rail Profile	1,425
	4119	Rail Profile	1,575
	4120	Rail Profile	1,496
	4121	Panel Bottom and Top Profile	0,916
	4122	Panel Bottom and Top Profile	0,883
	4123	Narrow Side Frame Pillar Profile	0,325
	4124	(H) Slat Profile	0,257
	4125	(L) Slat Profile	0,168

# PERGOLA SERIES

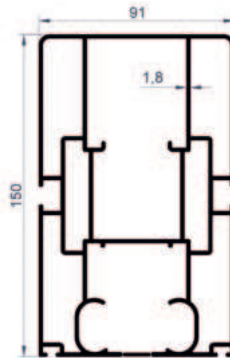
 **BEPRO**

**103**



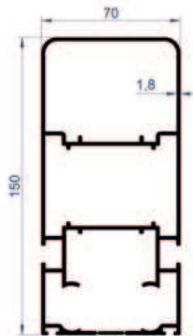
Rail Profile

Product Code	4126
Weight (kg/m)	7,032



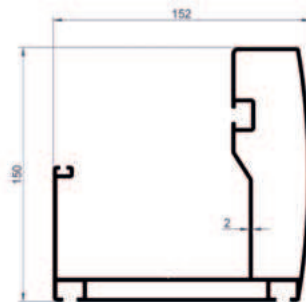
Rail Profile

Product Code	4127
Weight (kg/m)	4,973



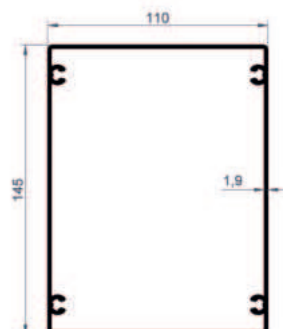
Rail Profile

Product Code	4128
Weight (kg/m)	3,222



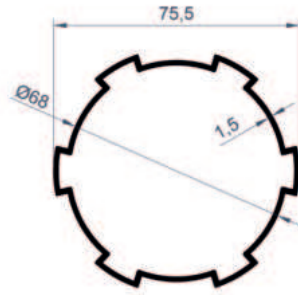

Gutter Profile

Product Code	4129
Weight (kg/m)	4,095



Pillar Profile

Product Code	4130
Weight (kg/m)	2,875



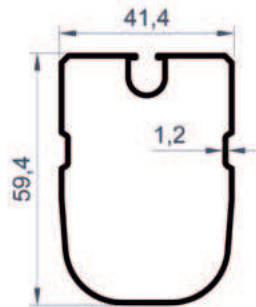
Motor Pipe Profile

Product Code	4131
Weight (kg/m)	1,100



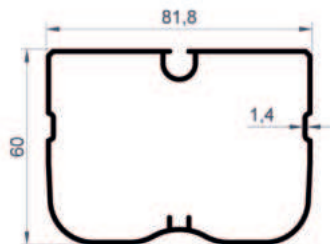
Trapezoidal Box Profile

Product Code	4132
Weight (kg/m)	1,518



Fabric Profile

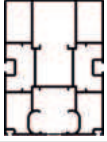
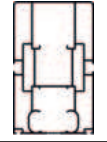
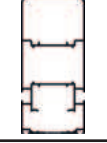
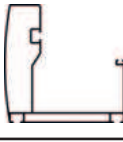

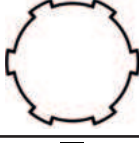


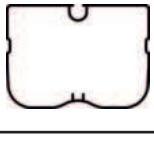
Product Code	4133
Weight (kg/m)	0,664



Fabric Profile

Product Code	4134
Weight (kg/m)	1,108



<b>Pergola Series Profiles</b>			
<b>Image</b>	<b>Profile Number</b>	<b>Profile Description</b>	<b>Kg / mt</b>
	4126	Rail Profile	7,032
	4127	Rail Profile	4,973
	4128	Rail Profile	3,222
	4129	Gutter Profile	4,095
	4130	Pillar Profile	2,875
	4131	Motor Pipe Profile	1,100
	4132	Trapezoidal Box Profile	1,518
	4133	Fabric Profile	0,664
	4134	Fabric Profile	1,108

# ACCORDION DOOR SERIES



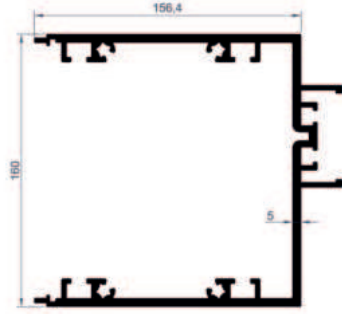
**BEPRO**



**107**







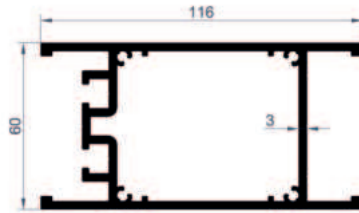
Pillar Profile

Product Code	4202
Weight (kg/m)	8,501



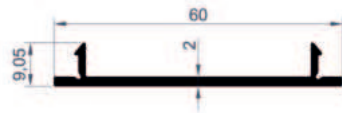

Pillar Cover Profile

Product Code	4203
Weight (kg/m)	1,106



Frame Wing Profile

Product Code	4204
Weight (kg/m)	3,347



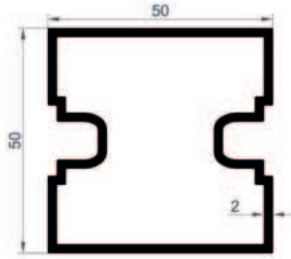
Wing Cover Profile

Product Code	4205
Weight (kg/m)	0,379





Wing Inner Bracket Profile

Product Code	4206
Weight (kg/m)	0,748



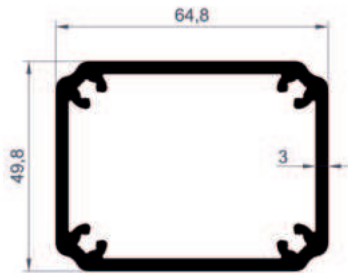

50x30 Box Profile

Product Code	4207
Weight (kg/m)	1,252



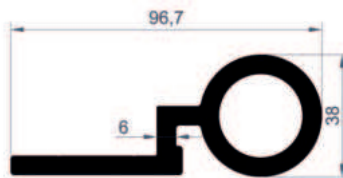
Lambiri Profile

Product Code	4208
Weight (kg/m)	1,466



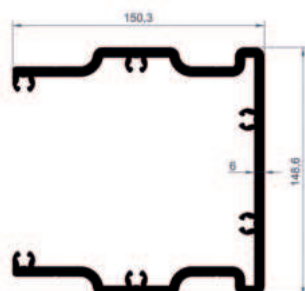
Frame Inner Anchorage Profile

Product Code	4209
Weight (kg/m)	1,984



Hinge Profile

Product Code	4210
Weight (kg/m)	2,889



Pillar Inner Anchorage Profile

Product Code	4211
Weight (kg/m)	8,642

<b>Accordion Door Series Profiles</b>			
<b>Image</b>	<b>Profile Number</b>	<b>Profile Description</b>	<b>Kg / mt</b>
	4202	Pillar Profile	8,501
	4203	Pillar Cover Profile	1,106
	4204	Frame Wing Profile	3,347
	4205	Wing Cover Profile	0,379
	4206	Wing Inner Bracket Profile	0,748
	4207	50x30 Box Profile	1,252
	4208	Lambiri Profile	1,466
	4209	Frame Inner Anchorage Profile	1,984
	4210	Hinge Profile	2,889
	4211	Pillar Inner Anchorage Profile	8,642



Certification is conditional on maintaining the required performance standards throughout the certified period of registration  
Amtivo Group Limited, 30 Tower View, Kings Hill, Kent, ME19 4UY

The management system of Certificate Number **626352**  
**GNS PROFIL ALUMINYUM A.S.**  
ATAKOY 7-8-9-10 KISIM MAH., NILIFER SOK. NO:4 DB A5 B BLOK D:98, BAKIRKOY/ISTANBUL  
has been assessed and certified as meeting the requirements of

**ISO 9001:2015**

ALUMINUM PROFILE PRODUCTION ( SURFACE TREATMENT, ALUMINUM EXTRUSION MOULD DESIGN AND PRODUCTION) FOR VARIOUS SECTORS BOTH DOMESTIC AND WORLDWIDE

Further clarifications regarding the scope of this certificate and the applicability of requirements may be obtained by consulting the certifier.

Valid from  
**Initial Certification: 11 January 2024**  
**Latest Issue: 11 January 2024**  
**Expiry Date: 10 January 2025**  
**Recertification Before: 10 January 2027**  
subject to annual assessments

Authorised by

Mike Tims  
Chief Executive Officer

Expiry Date: **10 January 2025**

Certificate Number **626352**

#### Locations Covered



8289

- GNS PROFIL ALUMINYUM A.S.  
ATAKOY 7-8-9-10 KISIM MAH., NILIFER SOK. NO:4 DB A5 B BLOK D:98, BAKIRKOY/ISTANBUL
- GNS PROFIL ALUMINYUM A.S.  
KARAAGAC OSB MAH., KAPAKLI OSB 104.CAD. NO:15/1, KAPAKLI/ TEKIRDAG, TURKIYE



**www.amtivo.com**

Certificate issued by Amtivo Group Limited

The validity and status of this certificate can be verified by using the UKAS CertCheck website at [certcheck.ukas.com](http://certcheck.ukas.com)

# CERTIFICATE

of Conformity of the Factory Production Control

**1922 - CPR - 2181**

In compliance with Regulation (EU) No 305/2011 of the European Parliament and of the council of 9 March 2011 (the Construction Products Regulation or CPR), this certificate applies to the construction product

**ALUMINIUM AND ALUMINIUM ALLOYS. STRUCTURAL PRODUCTS FOR CONSTRUCTION WORKS. HOT EXTRUDED PROFILES**

for load-bearing structural construction works

Alloys: EN AW-6060, EN AW-6063

placed on the market under the name or trade mark of

**GNS PROFİL ALÜMİNYUM ANONİM ŞİRKETİ**

**ATAKÖY 7-8-9-10. KISIM MAH. NİLÜFER SK. A5 BLOK NO: 4 DB İÇ KAPI NO: 98**

**BAKIRKÖY/ ISTANBUL/TÜRKİYE**

and produced in the manufacturing plant

**GNS PROFİL ALÜMİNYUM ANONİM ŞİRKETİ**

**KARAAĞAÇ OSB MAH. KAPAKLI OSB 104. CAD.NO:15/1 KAPAKLI/TEKİRDAĞ/  
TÜRKİYE**

This certificate attests that all provisions concerning the assessment and verification of constancy of performance described in Annex ZA of the standard

**EN 15088:2005**

under system 2+ are applied and that the factory production control is assessed to be in conformity with the applicable requirements.

This certificate was first issued on 24.04.2024 and will remain valid until 24.04.2025 as long as neither the harmonised standard, the construction product, the AVCP methods nor the manufacturing conditions in the plant are modified significantly, unless suspended or withdrawn by the notified factory production control certification body. The certificate is supported through annual surveillance audit and is reissued after each surveillance audit. The validity of the certificate may be confirmed in the CE register at the web address [www.dedal-bg.net](http://www.dedal-bg.net).



Attestation &  
Certification

Manager:

*Anna Vasileva*



dipl. eng. Anna Vasileva

Issued:  
Burgas, 24 April 2024

Ref. No. 01-00

# SERTİFİKA

## GNS PROFİL ALUMİNYUM A.Ş.

ATAKÖY 7-8-9-10 KISIM MAH. NİLİFER SOK. NO:4 DB A5 B BLOK D:98 BAKIRKÖY/İSTANBUL  
KARAAĞAÇ OSB MAH. KAPAKLI OSB 104.CAD. NO:15/1 KAPAKLI/ TEKİRDAĞ

SRS BELGELENDİRME yukarıda adı geçen kuruluşun Müşteri Memnuniyeti ve Şikayet Yönetim Sisteminin aşağıdaki kapsamda denetlendiğini ve standardın gereklerine uygun olduğunu belgelemektedir.

## ISO 10002 : 2018

Yurt İçi Ve Yurt Dışı Çeşitli Sektörler İçin Alüminyum Profil Üretimi (Yüzey İşlem, Alüminyum Ekstrüzyon Kalıp Tasarım Ve Üretimi)

Sertifika Başlangıç Tarihi : 15 Ocak 2024  
Sertifika Düzenleme Tarihi : 15 Ocak 2024  
Sertifika Geçerlilik Tarihi : 14 Ocak 2025  
Belgelendirme Periyodu : 3 Yıl  
Sertifika No : SRS/EN/10002/15012024-1

Yetkili Onayı:

BÜLENT YILMAZ



Bu belge, adı geçen kuruluşun yönetim sistemlerini yukarıda belirtilen ve her yıl SRS BELGELENDİRME tarafından denetlenecek standart ve yönergelere uygun olarak sürdürdüğü sürece geçerliliğini korur. Bu belgenin mülkiyet hakkı SRS BELGELENDİRME'ye aittir ve makul talep üzerine SRS BELGELENDİRME'ye iade edilmelidir.

SRS ULUSLARARASI BELGELENDİRME TEKNİK KONTROL GÖZETİM ve EĞİTİM HİZMETLERİ LTD. ŞTİ.  
Barış Mah. Akdeniz Cad. No:8/1 İç Kapı No:58 Beylikdüzü / İSTANBUL  
Tel: +90 212 854 15 10 | www.srscert.com | info@srscert.com

BEPRO

[www.bepro.com.tr](http://www.bepro.com.tr)